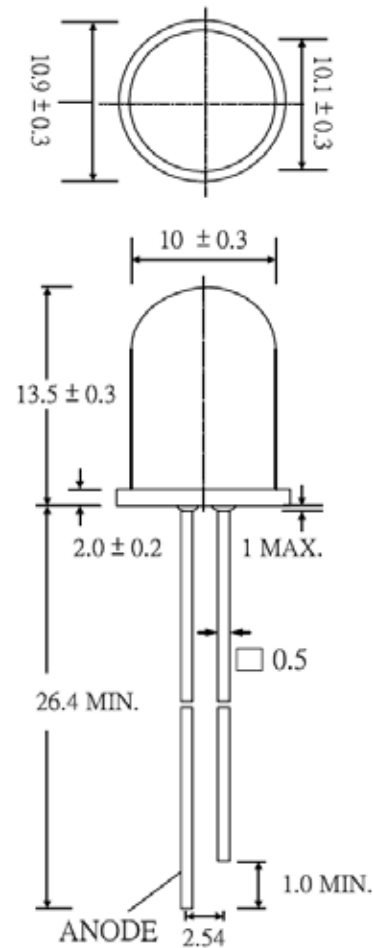


SPECIFICATIONS
CL10W2D
OUTLINES DIMENSIONS
DESCRIPTION

- Super bright LED lamp
- Round type
- 10mm diameter
- Lens color: White Diffused
- With flange
- Solder leads without stand-off

FEATURES

- Emitted color: White
- High luminous intensity
- Technology: InGaN
- Typical emission color:
x = 0.31, y = 0.32
- Viewing angle: 60°


Notes:

1. All Dimensions are in millimeters (inches).
2. Tolerance is ± 0.25mm (0.01") unless otherwise noted.
3. Specifications are subject to change without notice.

Part Number	Chip Material	Color of Emission	Lens Type	Viewing Angle
CL10W2D	InGaN	White	White Diffused	60°



ChromeLED Corp. reserves the right to make changes at any time in order to supply the best product possible. The most current version of this document will always be available at: www.chromeled.com

ABSOLUTE MAXIMUM RATINGS
(TA=25°C)

Parameter	Symbol	Max Rating	Unit
Power Dissipation	PD	120	mW
Pulse Current Forward Current	IFP	100	mA
Continuous Forward Current	IF	30	mA
Reverse Voltage	VR	5	V
Operating Temperature Range	TOPR	-40~+85	°C
Storage Temperature Range	TSTG	-40~+85	°C
IFP = Pulse Width ≤ 10 ms, Duty Ratio ≤1/10. Soldering Condition: 260 °C/ 5sec			

OPTICAL-ELECTRICAL CHARACTERISTICS
(TA=25°C)

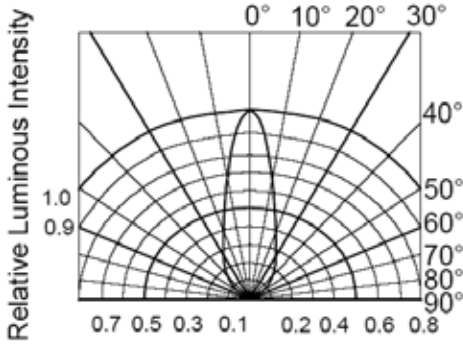
Parameter	Symbol	Test Condition	Value			Unit
			Min	Typ	Max	
Luminous Intensity	Iv	IF = 20mA	2000	2700	-	mcd
Forward Voltage	VF	IF = 20mA	-	3.5	4.0	V
Reverse Leakage Current	IR	VR = 5V	-	-	10	µA
Viewing Angle	2θ1/2	IF = 20mA	-	60	-	deg
Chromaticity Coordinate	x	IF = 20mA	-	0.31	-	-
	y			0.32		

*Tolerance of viewing angle: -10 / +5 deg.

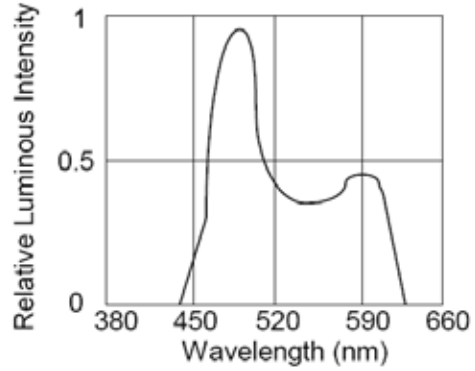


ChromeLED Corp. reserves the right to make changes at any time in order to supply the best product possible. The most current version of this document will always be available at: www.chromeled.com

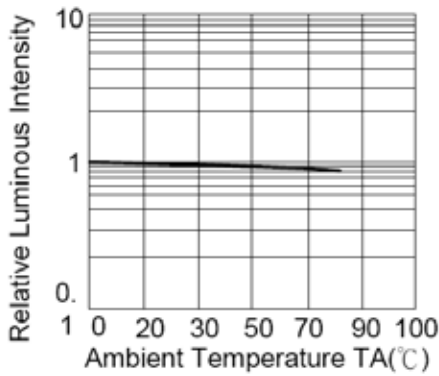
OPTICAL CHARACTERISTIC CURVES



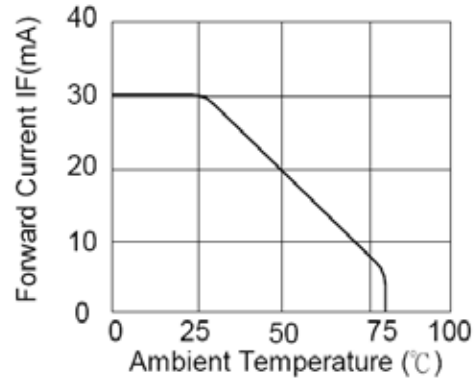
RADIATION DIAGRAM



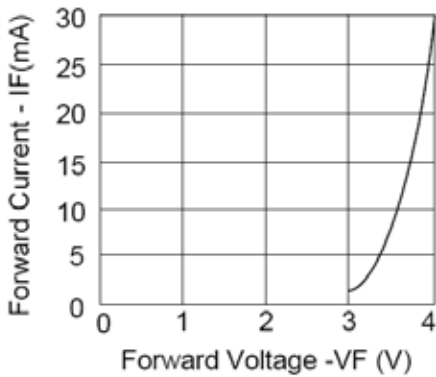
RELATIVE LUMINOUS INTENSITY Vs. WAVELENGTH



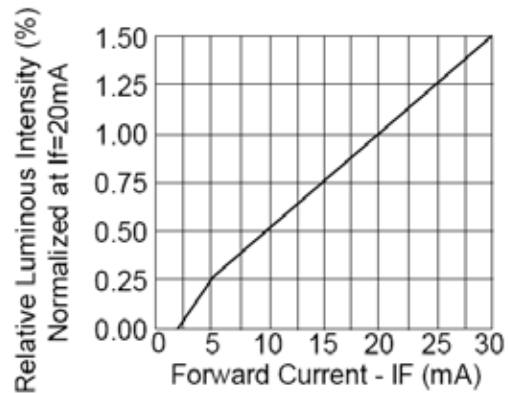
LUMINOUS INTENSITY Vs. AMBIENT TEMPERATURE



FORWARD CURRENT Vs. AMBIENT TEMPERATURE



FORWARD CURRENT Vs. FORWARD VOLTAGE



LUMINOUS INTENSITY Vs. FORWARD CURRENT



ChromeLED Corp. reserves the right to make changes at any time in order to supply the best product possible. The most current version of this document will always be available at: www.chromeled.com