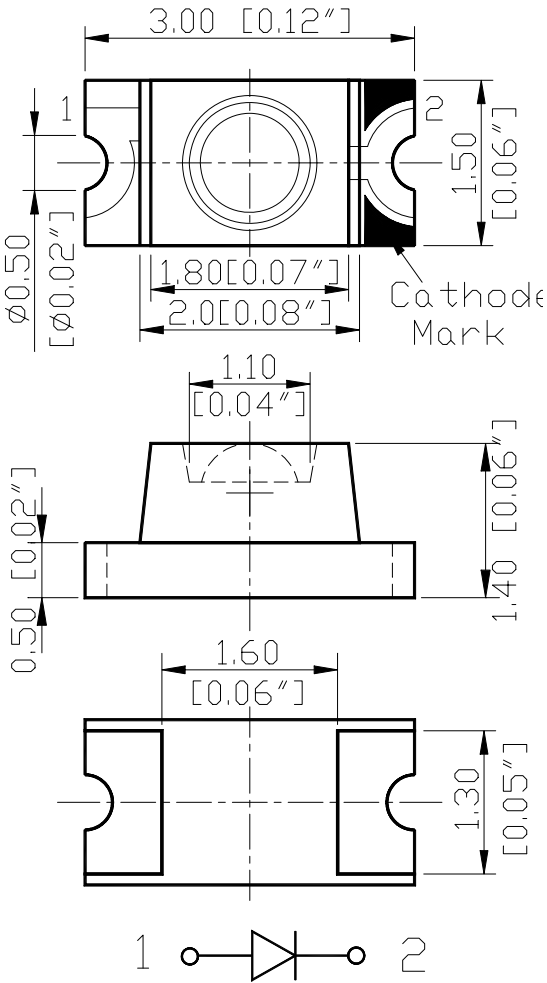
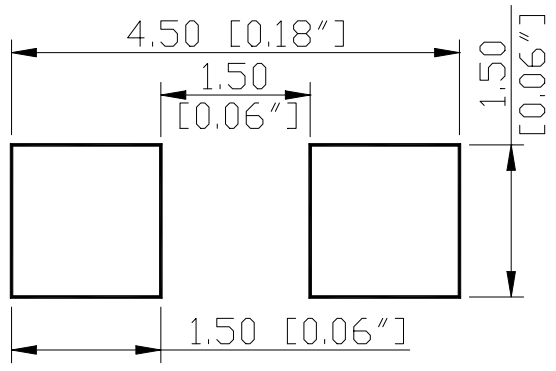


SPECIFICATION **CSL126AG2C**
PACKAGE OUTLINES

RECOMMEND PAD LAYOUT


ITEM	MATERIALS
Resin (mold)	Epoxy
Lens color	Water transparent
Dice	AlGaInP/GaAs
Emitted color	Green

Notes:
 1. All dimensions are in millimeters (inches).
 2. Tolerance is ± 0.25mm (0.01") unless otherwise noted.
 3. Specifications are subject to change without notice.

Part Number	Chip Material	Color of Emission	Lens Type	Viewing Angle
CSL126AG2C	InGaAlP	Green	Water Clear	40°



ChromeLED Corp. reserves the right to make changes at any time in order to supply the best product possible. The most current version of this document will always be available at: www.chromeled.com

ABSOLUTE MAXIMUM RATINGS
(TA=25°C)

Parameter	Symbol	Max Rating	Unit
Forward Current	IF	30	mA
Reverse Current @ 5V	IR	10	μA
Power Dissipation	Pd	75	mW
Operating Temperature Range	TOP	-40~+85	°C
Storage Temperature Range	TSTG	-40~+85	°C
Peak Pulsing Current (1/10 duty f = 10KHz)	IFP	125	mA
Soldering Temperature	TSOL	Max 260°C for 5 sec Max	

OPTICAL-ELECTRICAL CHARACTERISTICS
(TA=25°C)

Parameter	Symbol	Test Condition	Value			Unit
			Min	Typ	Max	
Luminous Intensity	Iv	IF = 20mA	32	60	-	mcd
Forward Voltage	VF	IF = 20mA	-	2.0	2.5	V
Reverse Leakage Current	IR	VR = 5V	-	-	10	μA
Viewing Angle at 50% Iv	2θ1/2	IF = 20mA	-	40	-	Deg
Peak Wavelength	λP	IF = 20mA	-	563	-	nm
Dominant Wavelength	λD	IF = 20mA	-	560	-	nm

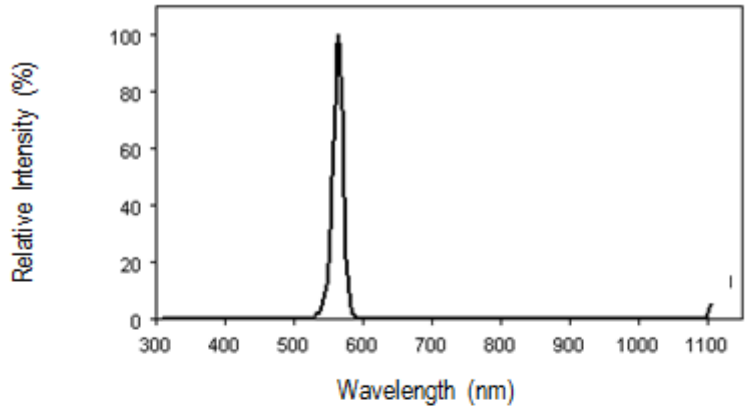
*Tolerance of viewing angle: -10 / +5 deg.



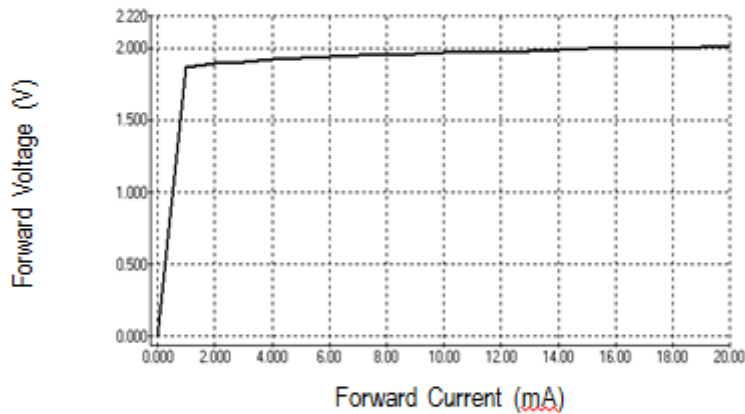
ChromeLED Corp. reserves the right to make changes at any time in order to supply the best product possible. The most current version of this document will always be available at: www.chromeled.com

OPTICAL CHARACTERISTIC CURVES

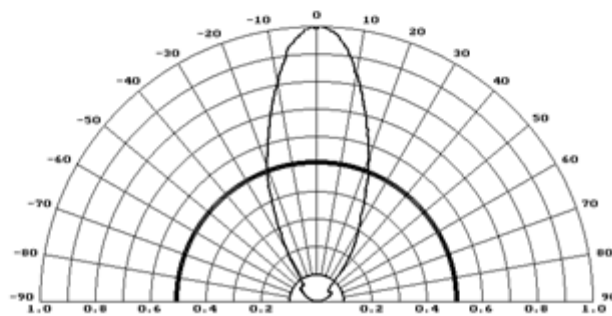
Relative Intensity vs. Wavelength



Forward Current vs. Forward Voltage



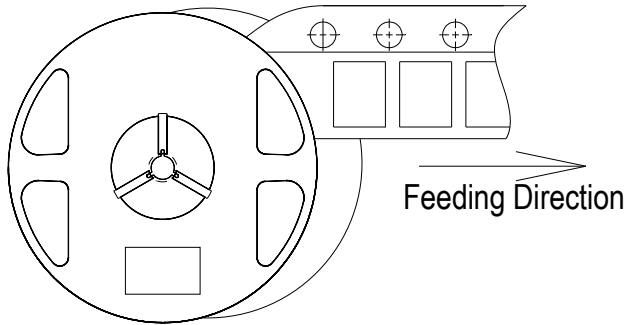
Directive Characteristics



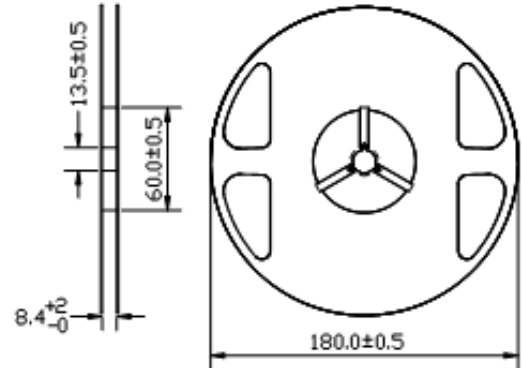
ChromeLED Corp. reserves the right to make changes at any time in order to supply the best product possible. The most current version of this document will always be available at: www.chromeled.com

PACKAGING SPECIFICATION

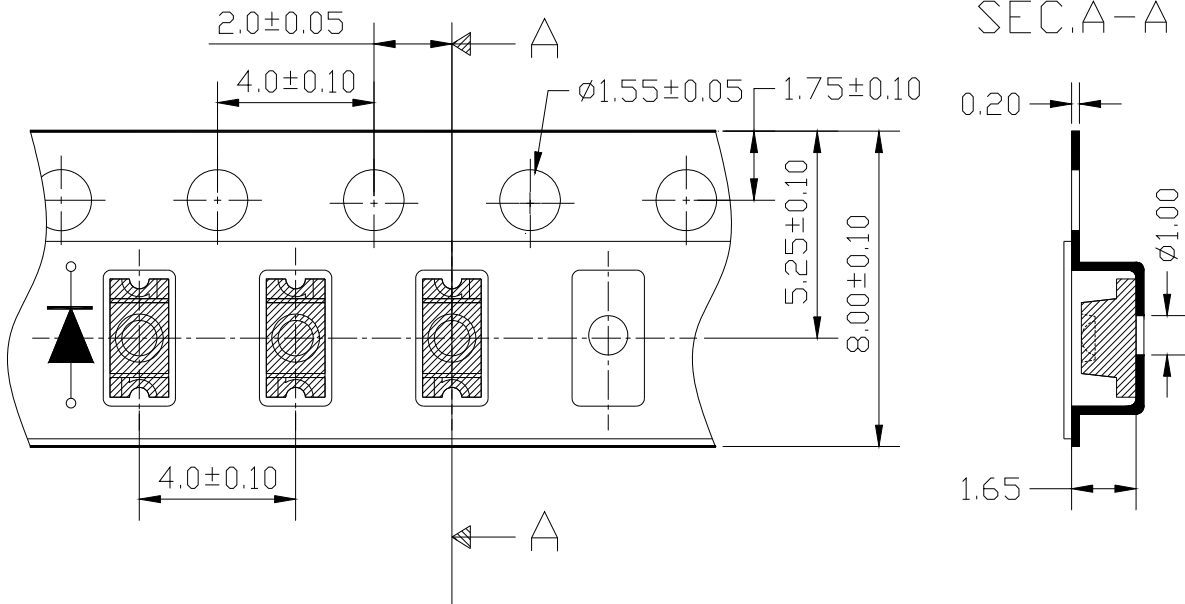
- Feeding Direction



- Dimensions of Reel (Unit: mm)



- Dimensions of Tape (Unit: mm)



Notes:

1. Empty component pockets are sealed with top cover tape;
2. The maximum number of missing lamps is two;
3. The cathode is oriented towards the tape sprocket hole.
4. 3,000pcs/Reel



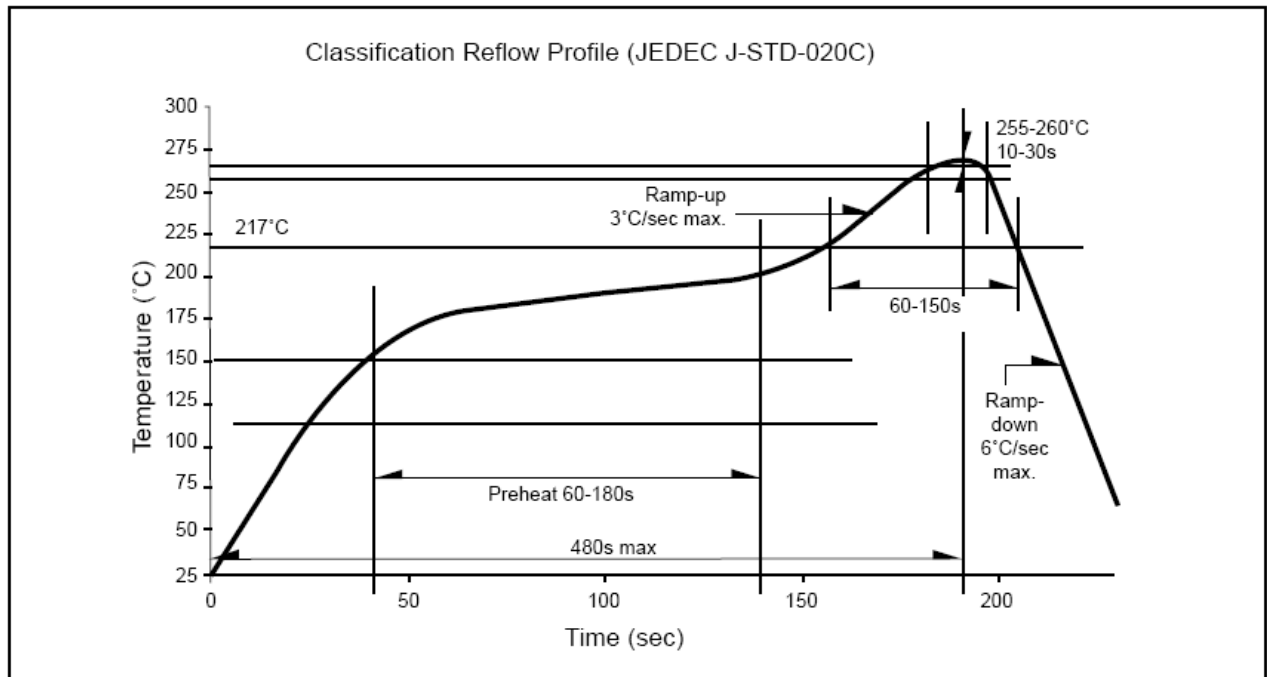
ChromeLED Corp. reserves the right to make changes at any time in order to supply the best product possible. The most current version of this document will always be available at: www.chromeled.com

SOLDERING CONDITIONS

RECOMMENDED Sn-PB IR-Reflow Soldering Profile



RECOMMENDED Pb-Free Soldering Profile



ChromeLED Corp. reserves the right to make changes at any time in order to supply the best product possible. The most current version of this document will always be available at: www.chromeled.com