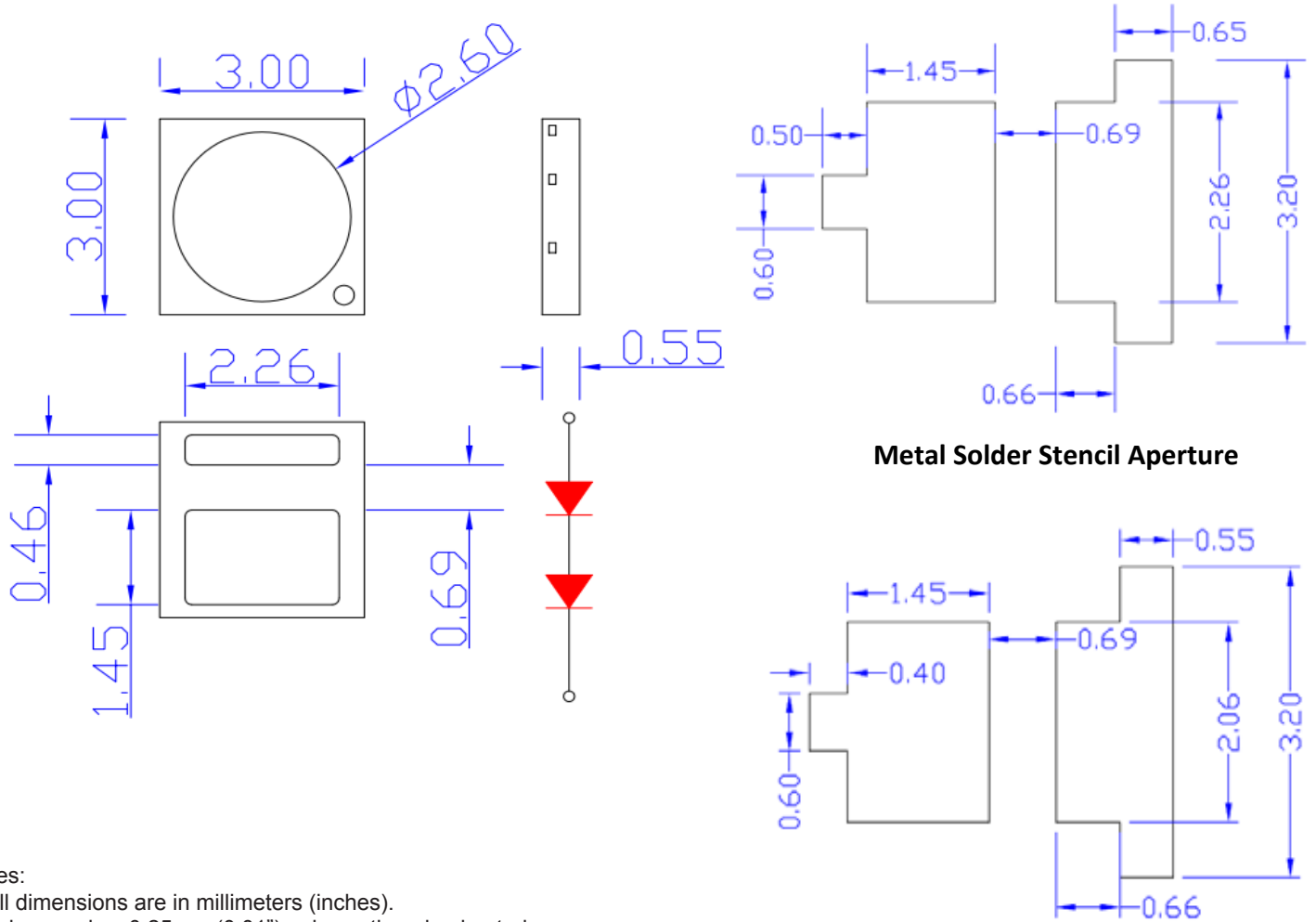


SPECIFICATION
CSHF1212W4C50
PACKAGE OUTLINES


- Notes:
1. All dimensions are in millimeters (inches).
 2. Tolerance is $\pm 0.25\text{mm}$ (0.01") unless otherwise noted.
 3. Specifications are subject to change without notice.

Part Number	Chip Material	Color of Emission	Lens Type	Viewing Angle
CSHF1212W4C50	InGaN	White	Water Clear	110°



ChromeLED Corp. reserves the right to make changes at any time in order to supply the best product possible. The most current version of this document will always be available at: www.chromeled.com

ABSOLUTE MAXIMUM RATINGS
(TA=25°C)

Parameter	Symbol	Max Rating	Unit
Forward Current	IF	240	mA
Reverse Voltage	VR	10	V
Operating Temperature Range	TOP	-40~+85	°C
Storage Temperature Range	TSTG	-40~+85	°C
Peak Pulsing Current (1/10 duty f = 10KHz)	IFP	300	mA
Soldering Temperature	TSOL	Max 260°C for 10 sec Max	

OPTICAL-ELECTRICAL CHARACTERISTICS
(TA=25°C)

Parameter	Symbol	Test Condition	Value			Unit
			Min	Typ	Max	
Luminous Intensity	Iv	IF = 150mA	-	140	-	lm
Forward Voltage	VF	IF = 150mA	-	6.1	6.6	V
Reverse Leakage Current	IR	VR = 5V	-	-	10	µA
Viewing Angle at 50% Iv	2θ1/2	IF = 150mA	-	110	-	Deg
Color Rendering Index	CRI	IF = 150mA	80	-	-	-
Correlated Color Temperature	CCT	IF = 150mA	-	5000	-	K

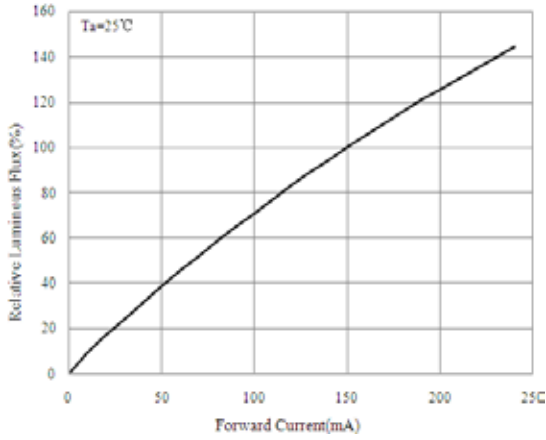
*Tolerance of viewing angle: -10 / +5 deg.



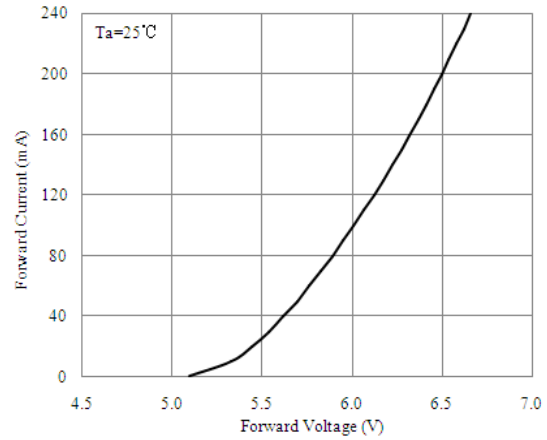
ChromeLED Corp. reserves the right to make changes at any time in order to supply the best product possible. The most current version of this document will always be available at: www.chromeled.com

OPTICAL CHARACTERISTIC CURVES

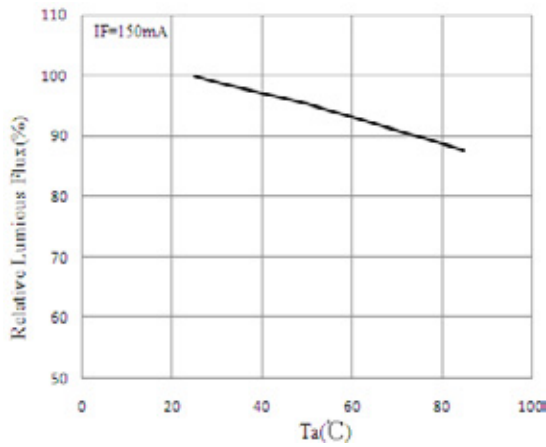
■ Forward Current vs. Luminous flux



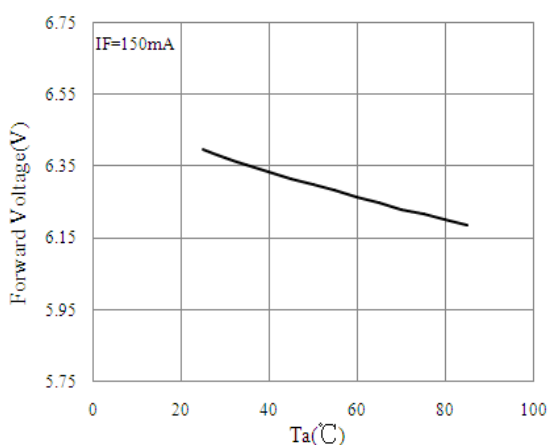
■ Forward Voltage vs. Forward Current



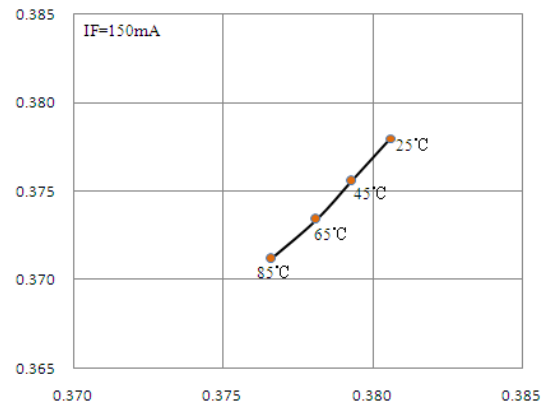
■ Tj—Relative Luminous flux



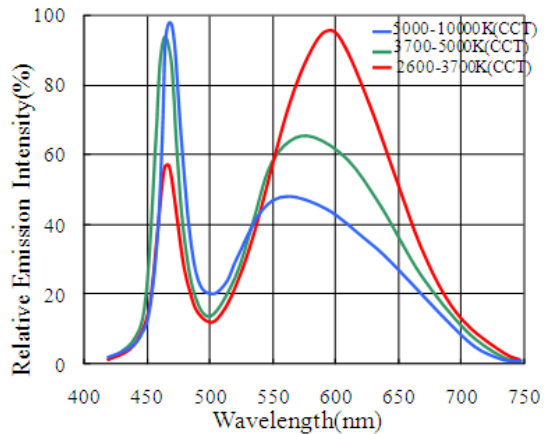
■ Tj—Forward Voltage



■ Tj vs. Chromaticity Coordinate



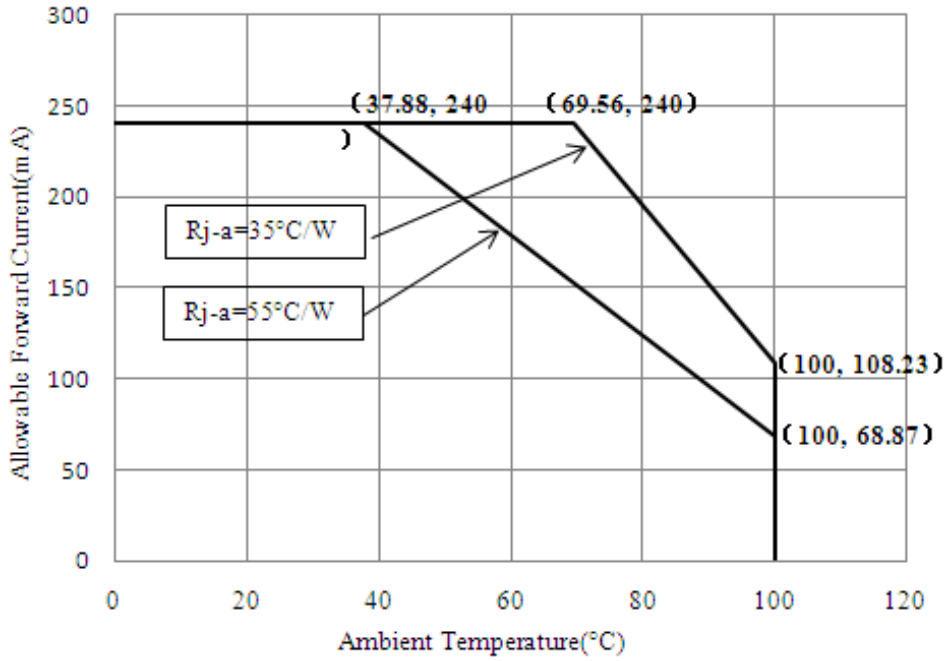
■ Color Spectrum, Ta = 25°C



ChromeLED Corp. reserves the right to make changes at any time in order to supply the best product possible. The most current version of this document will always be available at: www.chromeled.com

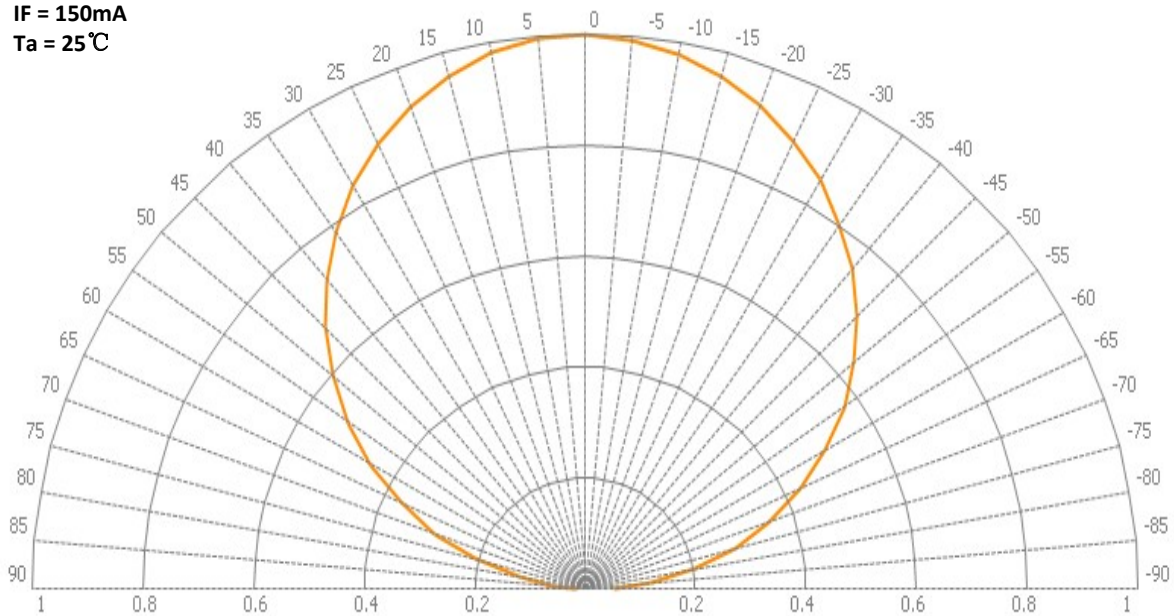
OPTICAL CHARACTERISTIC CURVES

Maximum Forward Current vs. Ambient Temperature



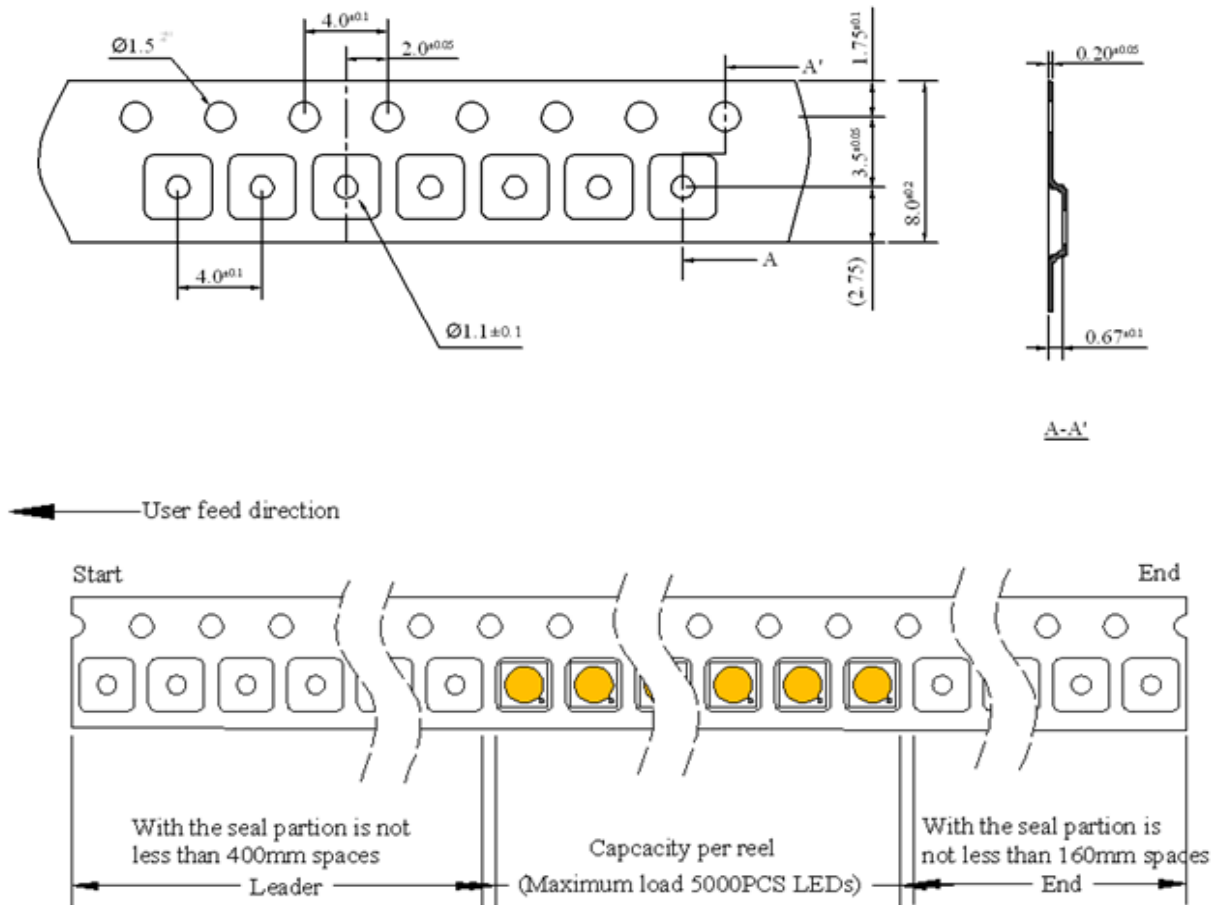
Directivity

IF = 150mA
Ta = 25°C



ChromeLED Corp. reserves the right to make changes at any time in order to supply the best product possible. The most current version of this document will always be available at: www.chromeled.com

PACKAGING SPECIFICATION

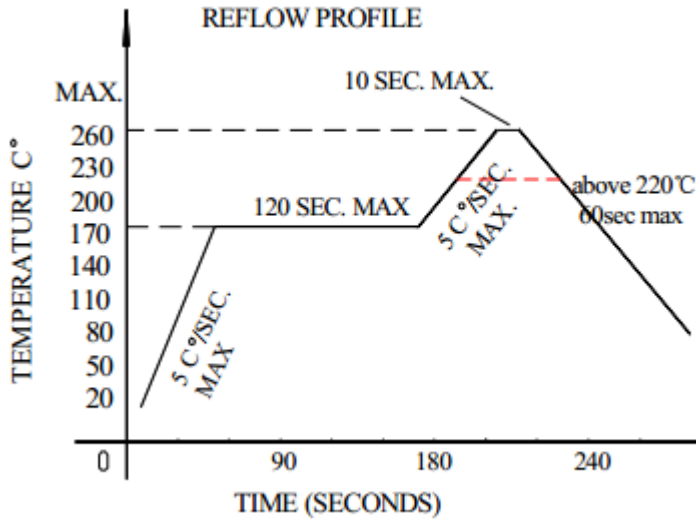


- Quantity : Max 5000pcs/Reel
- Cumulative Tolerance : Cumulative Tolerance/10 pitches to be ± 0.2 mm
- Adhesion Strength of Cover Tape Adhesion strength to be 0.1-0.7N when the cover tape is turned off from the carrier tape at the angle of 10° to the carrier tape.
- Package : P/N, Manufacturing data Code No. and Quantity to be indicated on a damp proof Package.



ChromeLED Corp. reserves the right to make changes at any time in order to supply the best product possible. The most current version of this document will always be available at: www.chromeled.com

SOLDERING CONDITIONS



Reflow soldering		Hand Soldering	
Pre-heat	160~180°C	Temperature	300°C Max
Pre-heat time	120 Seconds Max	Soldering time	3 second Max
Peak temperature	260°C Max		
Soldering time	10 Seconds Max		
Condition	Refer to Temperature-profile		



ChromeLED Corp. reserves the right to make changes at any time in order to supply the best product possible. The most current version of this document will always be available at: www.chromeled.com