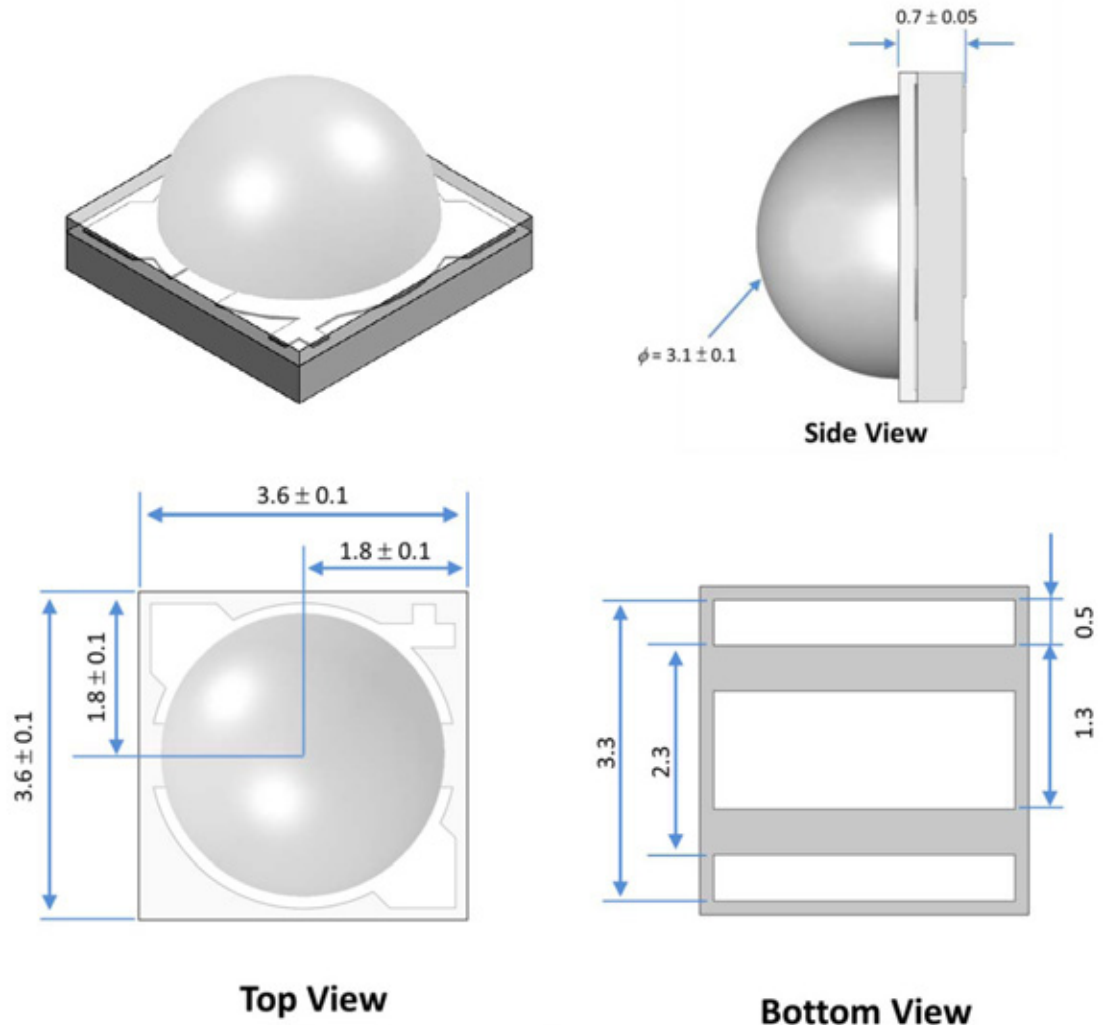


SPECIFICATION **CSHD1414R2C**
PACKAGE OUTLINES



Notes:
 1. All dimensions are in millimeters (inches).
 2. Tolerance is ± 0.25 mm (0.01") unless otherwise noted.
 3. Specifications are subject to change without notice.

Part Number	Chip Material	Color of Emission	Lens Type	Viewing Angle
CSHD1414R2C	InGaAlP	Red	Water Clear	120°

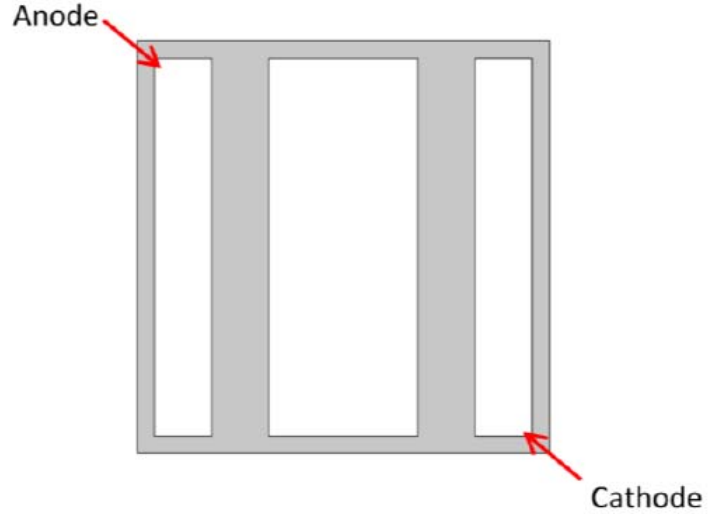


ChromeLED Corp. reserves the right to make changes at any time in order to supply the best product possible. The most current version of this document will always be available at: www.chromeled.com

RECOMMENDED SOLDER PADS

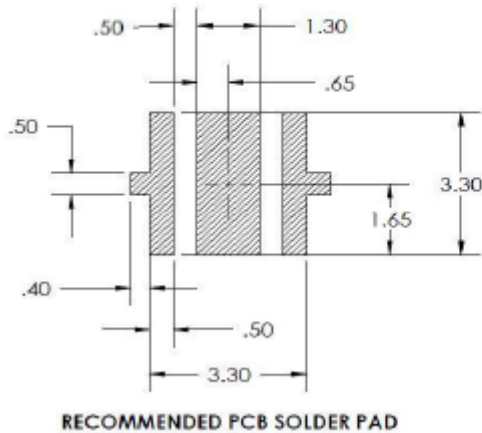


Top View

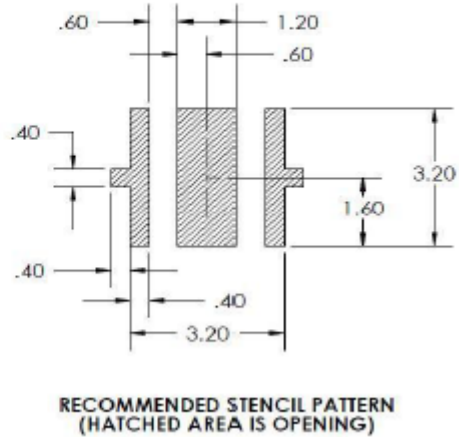


Bottom View

Recommended PCB solder pad:



Recommended stencil pattern:



ChromeLED Corp. reserves the right to make changes at any time in order to supply the best product possible. The most current version of this document will always be available at: www.chromeled.com

ABSOLUTE MAXIMUM RATINGS (TA=25°C)

Parameter	Symbol	Max Rating	Unit
Forward Current	IF	450	mA
Reverse Voltage	VR	5	V
Operating Temperature Range	TOP	-40~+85	°C
Storage Temperature Range	TSTG	-40~+100	°C
Peak Pulsing Current (1/10 duty f = 10KHz)	IFP	700	mA
Soldering Temperature	TSOL	Max 240°C for 5 sec Max	

OPTICAL-ELECTRICAL CHARACTERISTICS (TA=25°C)

Parameter	Symbol	Test Condition	Value			Unit
			Min	Typ	Max	
Luminous Intensity	Iv	IF = 350mA	-	50	-	lm
Forward Voltage	VF	IF = 350mA	-	2.4	2.6	V
Reverse Leakage Current	IR	VR = 5V	-	-	10	µA
Viewing Angle at 50% Iv	2θ1/2	IF = 350mA	-	130	-	Deg
Dominant Wavelength	λD	IF = 350mA	610	620	630	nm

*Tolerance of viewing angle: -10 / +5 deg.

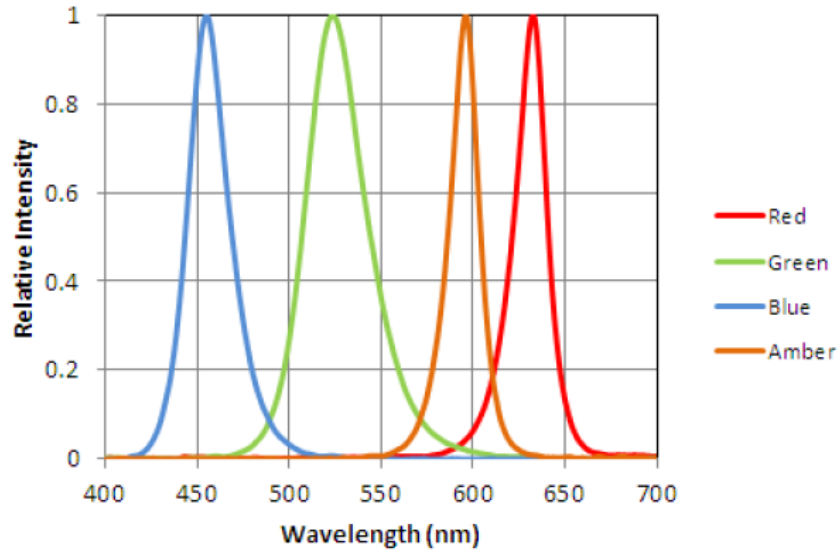


ChromeLED Corp. reserves the right to make changes at any time in order to supply the best product possible. The most current version of this document will always be available at: www.chromeled.com

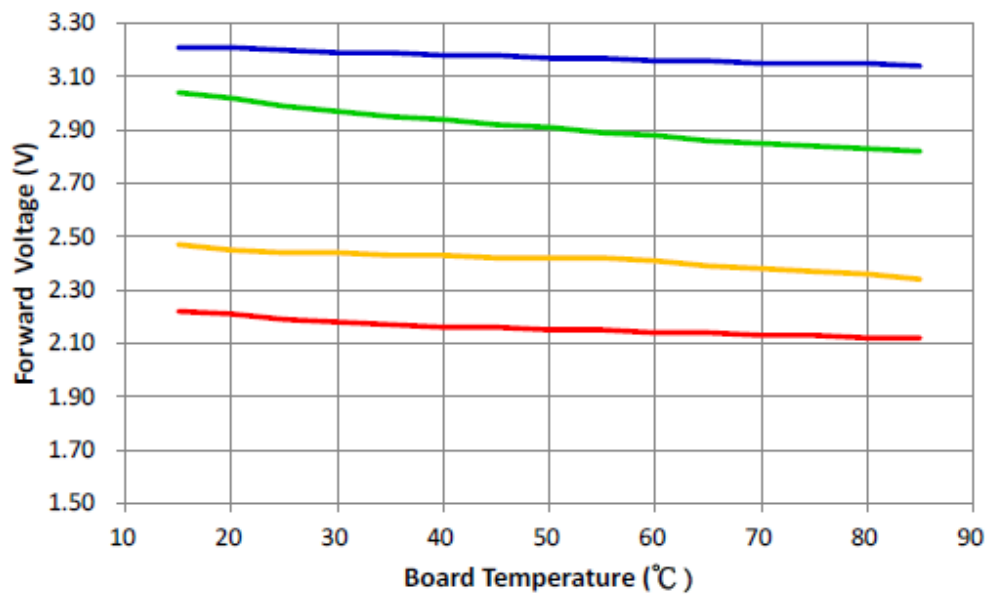
OPTICAL CHARACTERISTIC CURVES

Relative Spectral Distribution vs. Wavelength Characteristics

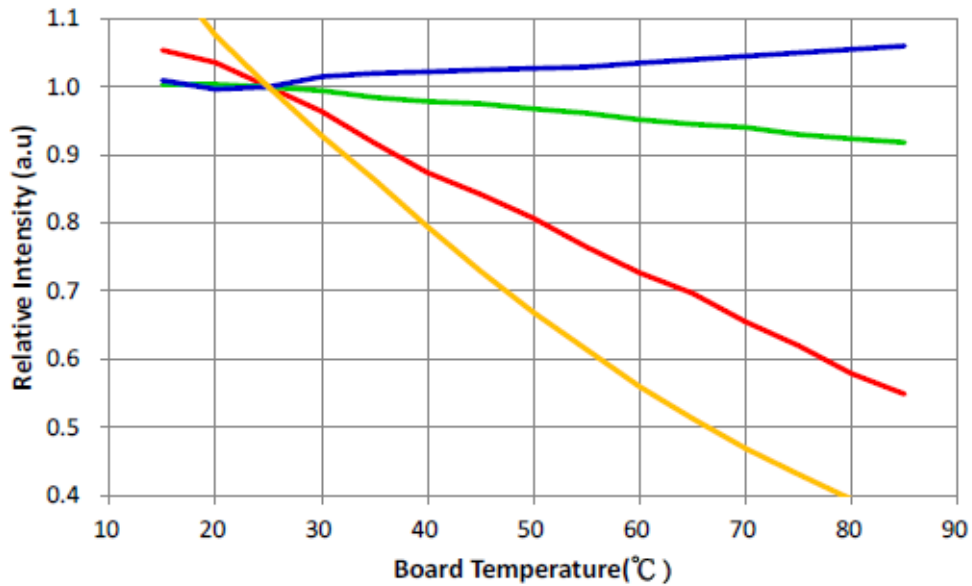
Nominal Red/Green/Blue/Amber - Thermal Pad Temperature = 25°C



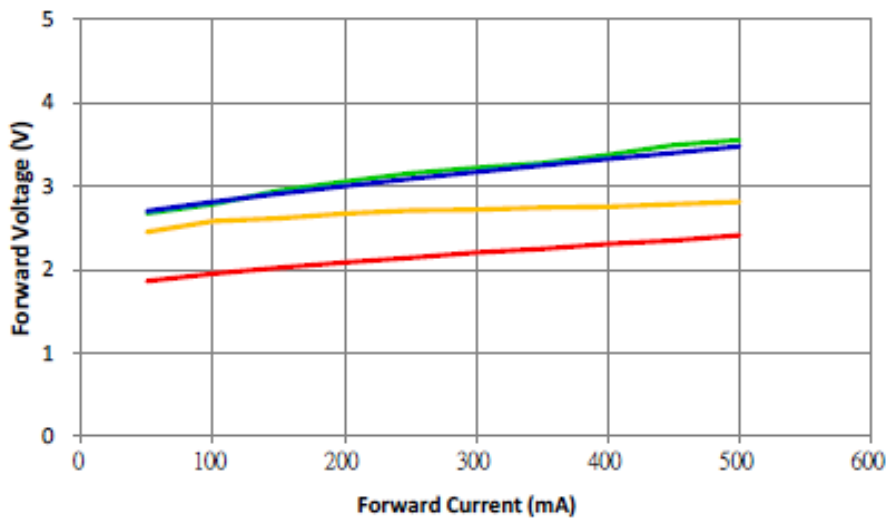
Forward Voltage vs. Thermal Pad Temperature @350mA



ChromeLED Corp. reserves the right to make changes at any time in order to supply the best product possible. The most current version of this document will always be available at: www.chromeled.com

OPTICAL CHARACTERISTIC CURVES
Typical Efficacy vs. Thermal Pad Temperature @350mA

Typical Forward Current Characteristics

Thermal Pad Temperature = 25°C

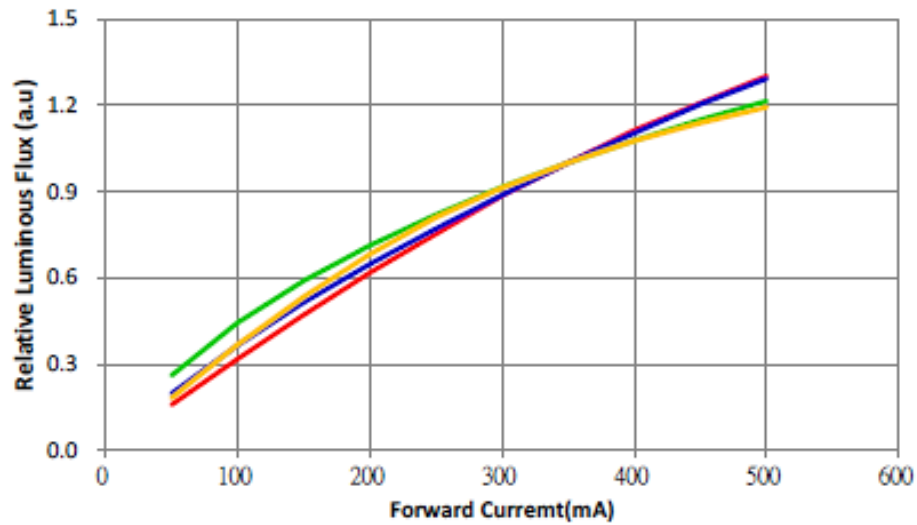


ChromeLED Corp. reserves the right to make changes at any time in order to supply the best product possible. The most current version of this document will always be available at: www.chromeled.com

OPTICAL CHARACTERISTIC CURVES

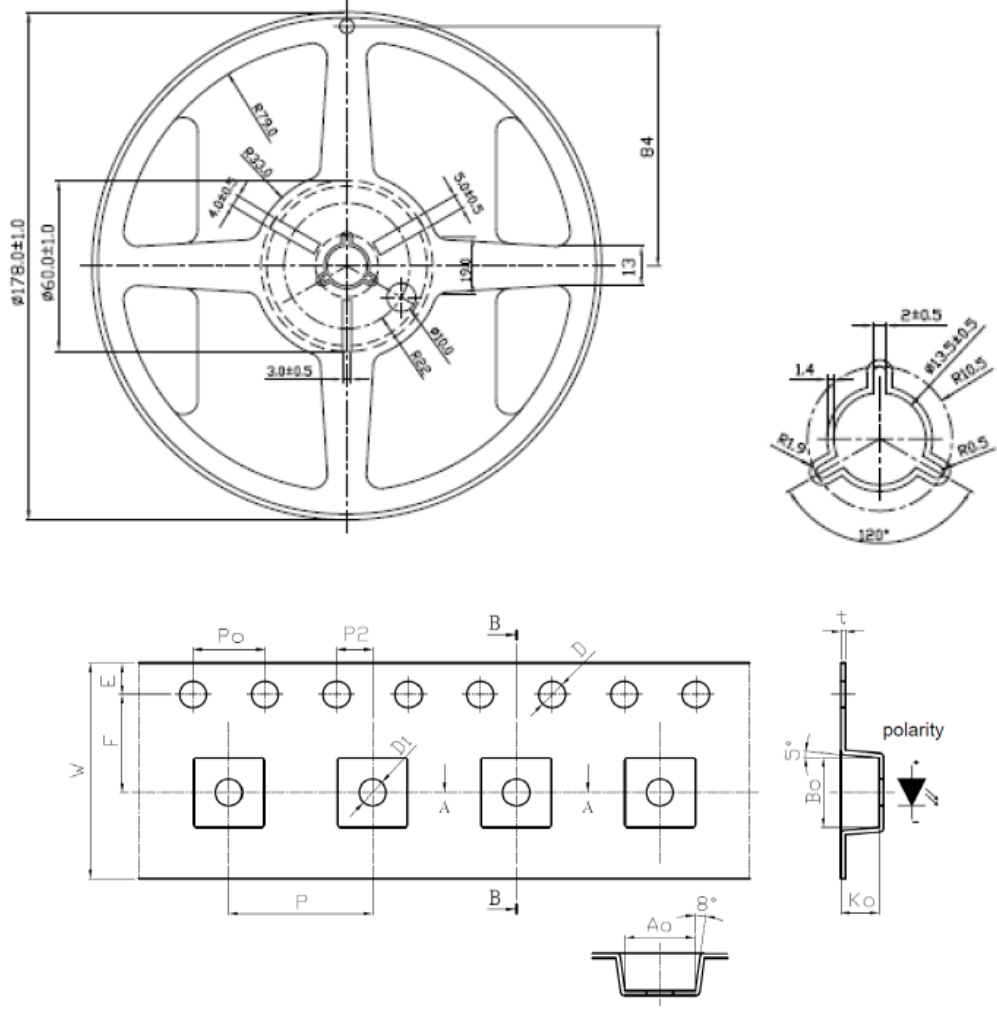
Typical Relative Luminous Flux vs. Forward Current

Thermal Pad Temperature = 25°C



ChromeLED Corp. reserves the right to make changes at any time in order to supply the best product possible. The most current version of this document will always be available at: www.chromeled.com

PACKAGING SPECIFICATION



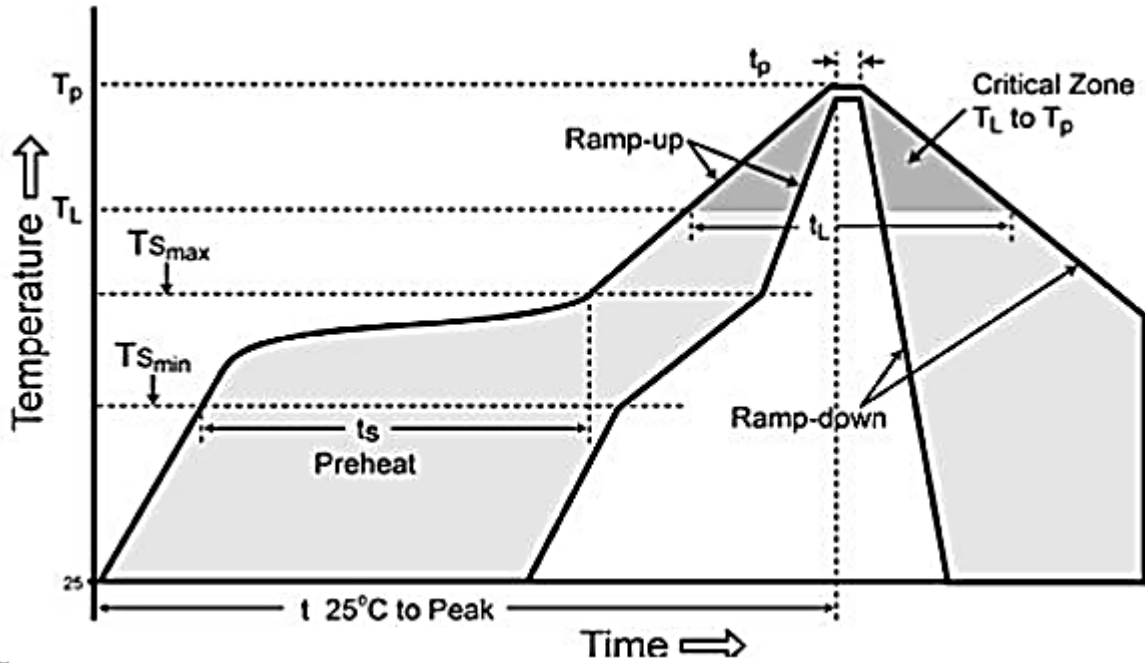
Symbol	Dimension
W	12.00±0.10
P	8.00±0.10
E	1.75±0.10
F	5.50±0.05
P2	2.00±0.05
D	1.50±0.10 or 1.50-0.00
D1	1.50±0.10
Po	4.00±0.10
10Po	40.00±0.20
Ao	3.90±0.10
Bo	3.90±0.10
Ko	2.15±0.1
t	0.26±0.05



ChromeLED Corp. reserves the right to make changes at any time in order to supply the best product possible. The most current version of this document will always be available at: www.chromeled.com

SOLDERING CONDITIONS

REFLOW SOLDERING CHARACTERISTICS



Profile Feature	Pb-Free Assembly
Average ramp-up rate (TL to TP)	3°C/second max.
Preheat	
Temperature Min (T _{smin})	150°C
Temperature Max (T _{smax})	200°C
Time (min to max) (t _s)	60-180 seconds
Time maintained above:	
Temperature (T _L)	217°C
Time (t _L)	60-150 seconds
Peak/Classification Temperature (T _p)	240°C
Time within 5°C of actual Peak Temp (t _p)	20-40 seconds
Ramp-down Rate	6°C/second max.
Time 25°C to peak temperature	8 minutes max.



ChromeLED Corp. reserves the right to make changes at any time in order to supply the best product possible. The most current version of this document will always be available at: www.chromeled.com